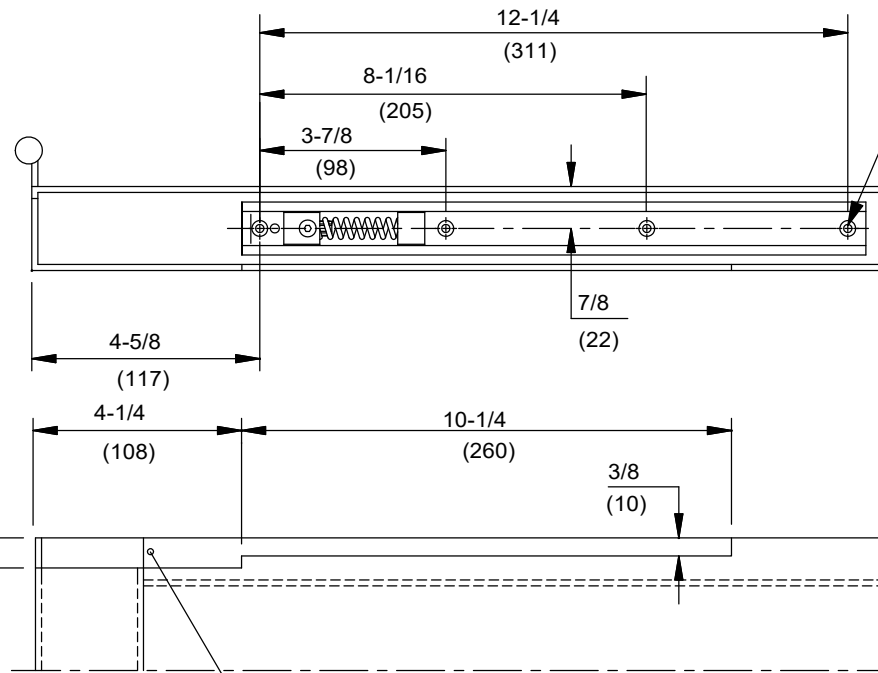
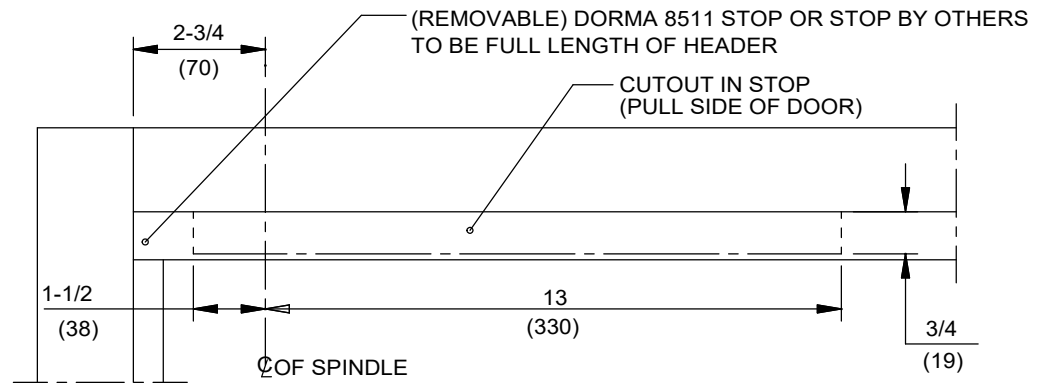
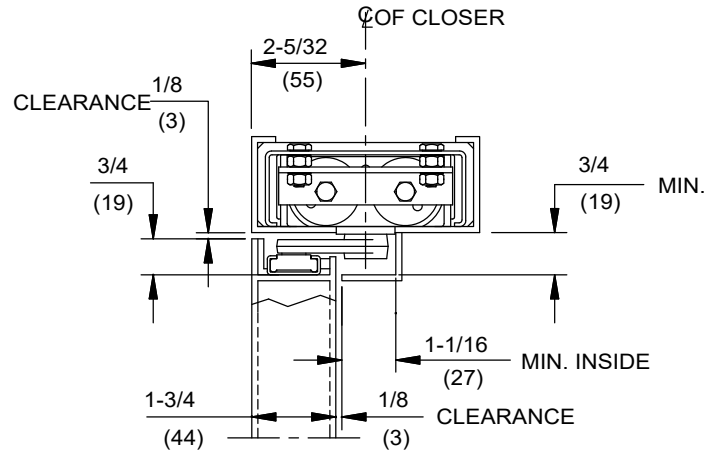


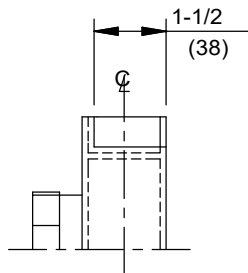
NOTE:

1. DO NOT SCALE DRAWING.
2. DIMENSIONS ARE IN INCHES/(MM).
3. MINIMUM HEADER SIZE 2" X 4-1/2".
4. CUT OUT FOR COVER PLATE 3-3/4" X 15-3/4".
5. CLEARANCE BETWEEN HEADER AND DOOR 1/8".
6. WIDTH OF REINFORCEMENT PLATE TO BE A SLIP FIT INTO INSIDE OF HEADER.
7. 90°HO MODELS NOMINAL HOLD OPEN AT 88°. 105°HO MODELS NOMINAL HOLD OPEN AT 103°.
8. AUXILIARY STOP REQUIRED COINCIDING WITH DEADSTOP ON RTS CLOSER.

DOOR CLOSER MODEL: RTS SERIES PACKAGE 27, STEEL DOOR AND FRAME PREPARATION, DOOR HUNG ON 4-1/2" WIDE BUTT HINGES
 No. 8532 MOUNTING CHANNEL, No. 8812 TRACK ARM, No. 8575 COVER PLATE



FOR 10-32 MACHINE SCREWS USE No. 21 (0.159") DRILL AND TAP FOUR (4) HOLES



CUT OUT IN PUSH SIDE OF DOOR